

COLONIAL MUNICIPAL INCOME TRUST  
Form N-Q  
April 27, 2007

UNITED STATES  
SECURITIES AND EXCHANGE COMMISSION  
Washington, D.C. 20549

OMB APPROVAL  
OMB Number: 3235-0578  
Expires: May 31, 2007  
Estimated average burden hours per  
response.....21.09

**FORM N-Q**

**QUARTERLY SCHEDULE OF PORTFOLIO HOLDINGS OF REGISTERED  
MANAGEMENT INVESTMENT COMPANY**

Investment Company Act file number 811-4992

Colonial Municipal Income Trust  
(Exact name of registrant as specified in charter)

One Financial Center, Boston, Massachusetts  
(Address of principal executive offices)

02111  
(Zip code)

James R. Bordewick, Jr., Esq.  
Columbia Management Advisors, LLC  
One Financial Center  
Boston, MA 02111  
(Name and address of agent for service)

Registrant's telephone number, including area code: 1-617-426-3750

Date of fiscal year end: 11/30/2007

Date of reporting period: 2/28/2007

---

**Item 1. Schedule of Investments.**

---

Edgar Filing: COLONIAL MUNICIPAL INCOME TRUST - Form N-Q


INVESTMENT PORTFOLIO  
February 28, 2007 (Unaudited)

Colonial Municipal Income Trust

**Par (\$)**


**Value (\$)\***

**Municipal Bonds 149.3%**



**EDUCATION 2.2%**

**Education 1.0%**



Edgar Filing: COLONIAL MUNICIPAL INCOME TRUST - Form N-Q

**MI Southfield Economic Development Corp.**

|   |         |         |
|---|---------|---------|
| Lawrence University,<br>Series 1998 A,<br>5.400% 02/01/18 | 750,000 | 763,545 |
|---|---------|---------|

**PA Higher Education Facilities Authority**

|   |         |         |
|---|---------|---------|
| Philadelphia University,<br>Series 2004 A,<br>5.125% 06/01/25 | 570,000 | 592,709 |
|---|---------|---------|

**WV University**

|  |         |           |
|--|---------|-----------|
| Series 2000 A,<br>Insured: AMBAC<br>(a) 04/01/25 | 750,000 | 348,600   |
| <b>Education Total</b>                           |         | 1,704,854 |

**Prep School 1.2%**

Edgar Filing: COLONIAL MUNICIPAL INCOME TRUST - Form N-Q

| <b>CA Statewide Communities Development Authority</b> |           |           |
|---|-----------|-----------|
| Crossroads School for Arts & Sciences,                |           |           |
| Series 1998,  |           |           |
| 6.000% 08/01/28(b)                                    | 1,060,000 | 1,101,923 |
| <b>IL Finance Authority</b>                           |           |           |
| Chicago Charter School Foundation,                    |           |           |
| Series 2007,  |           |           |
| 5.000% 12/01/26                                       | 500,000   | 517,535   |
| <b>MI Summit Academy North</b>                        |           |           |
| Series 2005,  |           |           |
| 5.500% 11/01/35                                       | 250,000   | 253,660   |
| Prep School Total                                     |           | 1,873,118 |
| EDUCATION TOTAL                                       |           | 3,577,972 |

**HEALTH CARE 44.1%**  
**Continuing Care Retirement 20.0%**




Edgar Filing: COLONIAL MUNICIPAL INCOME TRUST - Form N-Q

| <b>CA La Verne</b>  |           |           |
|---|-----------|-----------|
| Brethren Hillcrest Homes,<br>Series 2003 B,<br>6.625% 02/15/25            | 525,000   | 582,445   |
| <b>CO Health Facilities Authority</b>                                     |           |           |
| Christian Living Communities,<br>Series 2006 A,<br>5.750% 01/01/37        | 500,000   | 524,560   |
| Covenant Retirement Communities, Inc.,<br>Series 2005,<br>5.000% 12/01/35 | 1,100,000 | 1,126,565 |
| <b>CT Development Authority</b>   |           |           |
| Elim Park Baptist Home, Inc.,<br>Series 2003,<br>5.850% 12/01/33          | 430,000   | 460,891   |

**Par (\$)**


**Value (\$)**

**Municipal Bonds (continued)**



**HEALTH CARE (continued)**

**Continuing Care Retirement (continued)**



**FL Lee County Industrial Development Authority**


Edgar Filing: COLONIAL MUNICIPAL INCOME TRUST - Form N-Q

|   |  |           |           |
|---|--|-----------|-----------|
| Shell Point Village,<br>Series 1999 A,<br>5.500% 11/15/29               |  | 400,000   | 410,632   |
| <b>FL St. John s County Industrial Development Authority</b>            |  |           |           |
| Glenmoor at St. John s, Inc.,<br>Series 2006 A,<br>5.250% 01/01/26      |  | 500,000   | 510,055   |
| Life Care Ponte Vedra, Inc.,<br>Series 2007,<br>5.000% 02/15/27         |  | 200,000   | 206,172   |
| <b>GA Fulton County</b>   |  |           |           |
| Canterbury Court,<br>Series 2004 A,<br>6.125% 02/15/26                  |  | 500,000   | 532,515   |
| Lenbrook Project,<br>Series 2006 A,<br>5.000% 07/01/29                  |  | 1,500,000 | 1,466,295 |
| <b>GA Savannah Economic Development Authority</b>                       |  |           |           |
| Marshes of Skidaway,<br>Series 2003 A,<br>7.400% 01/01/34               |  | 350,000   | 372,495   |
| <b>IL Finance Authority</b>   |  |           |           |
| Lutheran Senior Services,<br>Series 2006,<br>5.125% 02/01/26            |  | 875,000   | 924,822   |
| Washington & Jane Smith Community:<br>Series 2003 A,<br>7.000% 11/15/32 |  | 525,000   | 571,531   |
| Series 2005 A,<br>6.250% 11/15/35                                       |  | 1,000,000 | 1,057,190 |
| <b>IN Health &amp; Educational Facilities Financing Authority</b>       |  |           |           |
| Baptist Homes of Indiana, Inc.,<br>Series 2005,<br>5.250% 11/15/35      |  | 750,000   | 790,680   |
| <b>KS Manhattan</b>   |  |           |           |
| Meadowlark Hills Retirement Home,<br>Series 1999 A,<br>6.375% 05/15/20  |  | 250,000   | 266,425   |
| <b>MA Boston Industrial Development Financing Authority</b>             |  |           |           |
| Springhouse, Inc.,<br>Series 1998,<br>5.875% 07/01/20                   |  | 235,000   | 240,553   |
| <b>MA Development Finance Agency</b>                                    |  |           |           |
| Loomis House, Inc.:<br>Series 1999 A,<br>5.625% 07/01/15                |  | 250,000   | 257,298   |
| Series 2002 A,<br>6.900% 03/01/32                                       |  | 125,000   | 137,363   |

**Par (\$)**

**Value (\$)**


**Municipal Bonds (continued)**





**HEALTH CARE (continued)**

**Continuing Care Retirement (continued)**




Edgar Filing: COLONIAL MUNICIPAL INCOME TRUST - Form N-Q

| <b>MD Health &amp; Higher Educational Facilities Authority</b>               |           |           |
|--|-----------|-----------|
| King Farm Presbyterian Community,<br>Series 2007 A,<br>5.250% 01/01/27       | 260,000   | 266,154   |
| <b>MD Westminster Economic Development Authority</b>                         |           |           |
| Carroll Lutheran Village, Inc.,<br>Series 2004 A,<br>6.250% 05/01/34         | 500,000   | 527,910   |
| <b>MI Kentwood Economic Development Corp.</b>                                |           |           |
| Holland Home,<br>Series 2006 A,<br>5.375% 11/15/36                           | 750,000   | 793,560   |
| <b>MO Cole County Industrial Development Authority</b>                       |           |           |
| St. John s Lutheran Service,<br>Series 2004,<br>5.500% 02/01/35              | 750,000   | 795,090   |
| <b>MT Facility Finance Authority</b>   |           |           |
| St. John s Lutheran Ministries, Inc.,<br>Series 2006 A,<br>6.125% 05/15/36   | 300,000   | 314,889   |
| <b>NC Medical Care Commission</b>  |           |           |
| United Methodist Retirement Home, Inc.,<br>Series 2005 C,<br>5.250% 10/01/24 | 500,000   | 515,810   |
| <b>NH Higher Educational &amp; Health Facilities Authority</b>               |           |           |
| Rivermead at Peterborough,<br>Series 1998,<br>5.750% 07/01/28                | 1,100,000 | 1,118,150 |
| <b>NJ Economic Development Authority</b>                                     |           |           |
| Lions Gate,<br>Series 2005 A:<br>5.750% 01/01/25                             | 400,000   | 417,404   |
| 5.875% 01/01/37  | 300,000   | 312,633   |
| Lutheran Social Ministries,<br>Series 2005,<br>5.100% 06/01/27               | 325,000   | 333,466   |
| Marcus L. Ward Home,<br>Series 2004,<br>5.750% 11/01/24                      | 500,000   | 544,210   |
| Seabrook Village, Inc.,<br>Series 2006:<br>5.250% 11/15/26                   | 500,000   | 513,685   |
| 5.250% 11/15/36  | 500,000   | 510,190   |
| <b>OR Multnomah County Hospital Facilities Authority</b>                     |           |           |
| Terwilliger Plaza Project,<br>Series 2006 A,<br>5.250% 12/01/36              | 250,000   | 256,400   |

**Par (\$)**


**Value (\$)**

**Municipal Bonds (continued)**



**HEALTH CARE (continued)**

**Continuing Care Retirement (continued)**




Edgar Filing: COLONIAL MUNICIPAL INCOME TRUST - Form N-Q

| <b>PA Bucks County Industrial Development Authority</b>                      |           |           |
|--|-----------|-----------|
| Ann's Choice, Inc.,  |           |           |
| Series 2005 A:   |           |           |
| 6.125% 01/01/25  | 500,000   | 532,135   |
| 6.250% 01/01/35  | 250,000   | 265,543   |
| <b>PA Chartiers Valley Industrial &amp; Commercial Development Authority</b> |           |           |
| Asbury Health Center,  |           |           |
| Series 1999,   |           |           |
| 6.375% 12/01/24  | 1,000,000 | 1,051,820 |
| Friendship Village of South Hills,   |           |           |
| Series 2003 A,   |           |           |
| 5.750% 08/15/20  | 1,000,000 | 1,027,720 |
| <b>PA Delaware County Authority</b>  |           |           |
| Dunwoody Village,  |           |           |
| Series 2003 A,   |           |           |
| 5.375% 04/01/17  | 400,000   | 426,740   |
| <b>PA Montgomery County Industrial Development Authority</b>                 |           |           |
| Whitemarsh Continuing Care Retirement Community,                             |           |           |
| Series 2005:   |           |           |
| 6.125% 02/01/28  | 150,000   | 159,819   |
| 6.250% 02/01/35  | 600,000   | 638,478   |
| <b>PA Westmoreland County Industrial Development Authority</b>               |           |           |
| Redstone Highlands,  |           |           |
| Series 2005 A:   |           |           |
| 5.750% 01/01/26  | 1,250,000 | 1,317,562 |
| 5.875% 01/01/32  | 600,000   | 635,094   |
| <b>SC Jobs Economic Development Authority</b>                                |           |           |
| Wesley Commons,  |           |           |
| Series 2006:   |           |           |
| 5.125% 10/01/26  | 400,000   | 406,496   |
| 5.300% 10/01/36  | 200,000   | 204,578   |
| <b>TN Johnson City Health &amp; Educational Facilities Authority</b>         |           |           |
| Appalachian Christian Village,   |           |           |
| Series 2004 A,   |           |           |
| 6.250% 02/15/32  | 250,000   | 261,580   |
| <b>TN Metropolitan Government Nashville &amp; Davidson County</b>            |           |           |
| Blakeford at Green Hills,  |           |           |
| Series 1998,   |           |           |
| 5.650% 07/01/24  | 575,000   | 581,532   |
| <b>TN Shelby County Health, Educational &amp; Housing Facilities Board</b>   |           |           |
| Germantown Village,  |           |           |
| Series 2003 A,   |           |           |
| 7.250% 12/01/34  | 300,000   | 310,665   |

**Par (\$)**

**Value (\$)**


**Municipal Bonds (continued)**





**HEALTH CARE (continued)**

**Continuing Care Retirement (continued)**



Edgar Filing: COLONIAL MUNICIPAL INCOME TRUST - Form N-Q

|   |         |         |
|---|---------|---------|
| Trezevant Manor,<br>Series 2006 A:                          |         |         |
| 5.625% 09/01/26   | 500,000 | 514,125 |
| 5.750% 09/01/37   | 400,000 | 412,284 |
| <b>TX Abilene Health Facilities Development Corp.</b>       |         |         |
| Sears Methodist Retirement Center:<br>Series 1998 A,        |         |         |
| 5.900% 11/15/25   | 750,000 | 761,835 |
| Series 2003 A,<br>7.000% 11/15/33                           | 200,000 | 217,716 |
| <b>TX HFDC of Central Texas, Inc.</b>                       |         |         |
| Legacy at Willow Bend,<br>Series 2006 A,                    |         |         |
| 5.750% 11/01/36   | 600,000 | 624,192 |
| Village at Gleannloch Farms,<br>Series 2006 A,              |         |         |
| 5.500% 02/15/27   | 400,000 | 414,264 |
| <b>TX Houston Health Facilities Development Corp.</b>       |         |         |
| Buckingham Senior Living Community, Inc.,<br>Series 2004 A, |         |         |
| 7.000% 02/15/26   | 500,000 | 558,530 |
| <b>TX Tarrant County Cultural Education Facilities</b>      |         |         |
| Northwest Senior Housing-Edgemere,<br>Series 2006 A,        |         |         |
| 6.000% 11/15/36   | 500,000 | 535,560 |
| <b>VA Suffolk Industrial Development Authority</b>          |         |         |